

L-Soft Sweden AB



Customization Manual

LISTSERV[®], version 15.0



Last Updated: 9/25/2006 2:37 PM

This page left intentionally blank

Information in this document is subject to change without notice. Companies, names, and data used in examples herein are fictitious unless otherwise noted. L-Soft International, Inc. does not endorse or approve the use of any of the product names or trademarks appearing in this document.

Permission is granted to copy this document, at no charge and in its entirety, provided that the copies are not used for commercial advantage, that the source is cited and that the present copyright notice is included in all copies, so that the recipients of such copies are equally bound to abide by the present conditions. Prior written permission is required for any commercial use of this document, in whole or in part, and for any partial reproduction of the contents of this document exceeding 50 lines of up to 80 characters, or equivalent. The title page, table of contents and index, if any, are not considered to be part of the document for the purposes of this copyright notice, and can be freely removed if present.

Copyright © 2006 L-Soft Sweden AB
All Rights Reserved Worldwide.

L-SOFT, LISTSERV, ListPlex, and LSMTP are registered trademarks of L-Soft international, Inc. LMail is a trademark of L-Soft international, Inc.

CataList and EASE are service marks of L-Soft international, Inc.

The Open Group, Motif, OSF/1 UNIX and the "X" device are registered trademarks of The Open Group in the United State and other countries.

Digital, Alpha AXP, AXP, Digital UNIX, OpenVMS, HP, and HP-UX are trademarks of Hewlett-Packard Company in the United States and other countries.

Microsoft, Windows, Windows 2000, Windows XP, and Windows NT are registered trademarks of Microsoft Corporation in the United States and other countries.

Sun, Solaris, SunOS, and PMDF are trademarks or registered trademarks of Sun Microsystems, Inc. in the United States and other countries.

IRIX is a registered trademark of Silicon Graphics, Inc. in the United States and other countries.

Linux is a registered trademark of Linus Torvalds.

Intel and Pentium are registered trademarks of Intel Corporation.

MySQL is a registered trademark of MySQL AB in the United States, the European Union, and other countries.

All other trademarks, both marked and not marked, are the property of their respective owners.

This product includes software developed by the Apache Software Foundation

(<http://www.apache.org/>).

Some portions licensed from IBM are available at <http://oss.software.ibm.com/icu4j/>

This product includes code licensed from RSA Security, Inc.

Manuals for LISTSERV are available in ASCII-text format from LISTSERV and in PDF format from **ftp.lsoft.com**. They are also available on the World Wide Web at the following URL:

URL: <http://www.lsoft.com/manuals/index.html>

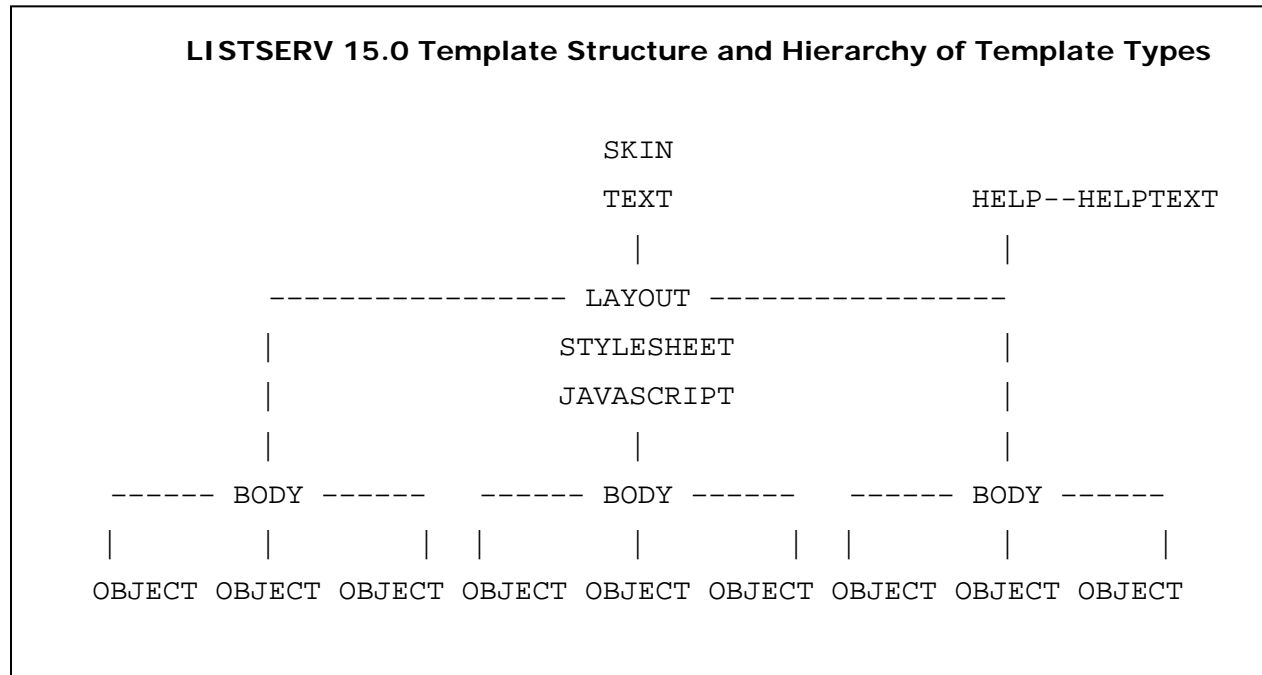
L-Soft invites comment on its manuals. Please feel free to send your comments by email to: MANUALS@LSOFT.COM

Table of Contents

Preface - About This Manual	ii
Section 1 LISTSERV Templates Types.....	1
1.1 Skins	1
1.2 Stylesheet	1
1.3 Entry Pages	1
1.4 Layout Templates	1
1.5 Body Templates	2
1.6 Object Templates.....	2
1.7 Text Templates	2
1.8 Help Templates.....	2
1.9 Helptext Templates	2
Section 2 Useful Templates for Customization	3
2.1 Global Header Template.....	3
2.2 Global Trailer Template	3
2.3 Global Help Header Template	3
2.4 Global Stylesheet Template.....	3
2.5 Global Text Template	4
2.6 Body of Server Archive Index Template	4
2.7 Body of Archive Index Page Templates	5
Section 3 Useful Templates for Advanced Customization	6
3.1 Global Layout Templates	6
3.2 Global Tabs and Global Body for Tabbed Pages Templates	7
3.3 Global Steps and Global Body for Stepped Pages Templates.....	8
3.4 Global Body for Untabbed Pages and Global Body for Untabbed Pages (Divided) Templates	9
3.5 Global Body for Blank Paged and Global Body for Blank Pages (Divided) Templates	10
3.6 Global Body for Boxed Pages Template	11
3.7 Global Tables for Dashboards Templates.....	12
3.8 Global Navigation Templates.....	12
3.9 Global Login Information Template	13
3.10 Global Page Title Object Template	13

Preface - About This Manual

The Web interface and the underlying template structure were completely overhauled for LISTSERV 15.0. The goal of the changes was to separate design, text, and operational code into their own templates and template types. This separation allows server administrators and list owners to translate text or customize the appearance of the Web interface without having to deal with complicated template processing logic and risk breaking the interface. Previously, a page or section of the Web interface was often contained in its entirety in a single template. Now, the same page or section has been divided into dozens of smaller components. While this may seem more complicated at first glance, the idea behind the reorganization was to make development and customization easier. The majority of the new component templates are not meant to be edited. Most customization can be done by editing a small number of global and section-specific templates. This manual seeks to reduce the learning curve and explain the different template types as well as the templates that are relevant for the most common types of customization.



Section 1 LISERV Templates Types

1.1 Skins

SKIN is an advanced configuration template. When entering any section of the Web interface, this template is processed before anything else is rendered on the page. The majority of SKIN should not be edited by users. It contains default settings for the Web interface, URLs used by the navigational system, and other internal variables required for proper functioning of the Web interface. Some options can be customized by the site administrator. These include whether or not login cookies should expire, whether or not mail-merge features should be made available, and whether or not list owners should have a support link available on their dashboards. All icons are also defined in SKIN, which can be customized if desired.

SKIN: Examples of Customizable Elements

```
+ * Image Directory and Archive Location
+SE IMAGEDIR /archives/images/
+SE ARCHINDEX /archives/index.html
+SE WWWHOST http://&+MYHOST;&+SCRIPT;
+SE WA_URL &+WWWHOST;
+SE SUGGPATH E:\LISTSERV\LISTS\

+ * Login Cookie Handling
+SE EXPIRECOOKIE 0
+SE NOCOOKIES 0

+ * Mail-Merge Settings
+SE DBMSMM 0
+SE LISTMM 0

+ * Support Link on List Management Dashboard
+SE OWNERSUPPORT 1
```

1.2 Stylesheet

STYLESHEET-GLOBAL contains the CSS used by the Web interface. This template can be customized by the site administrator, and is where fonts, colors, backgrounds, and other non-graphical site-wide elements can be changed.

1.3 Entry Pages

The entry pages (usually named –MAIN, which are often used to contain the template code for the entire section in previous versions of LISERV) are now used to only set variables that instruct WA which components to use when rendering the page. These pages should not be edited for customization purposes.

1.4 Layout Templates

The layout templates, which begin with the prefix LAYOUT-, are global templates that determine the makeup of every section of the Web interface. They are high-level templates that define where to insert various components, such as headers, trailers, navigation bars, and list selectors.

See Section 3.1 [Global Layout Templates](#) for more information on these templates.

1.5 Body Templates

The body templates, which begin with the prefix BODY-, can be either global or section-specific. They determine the appearance and makeup of components used throughout the Web interface. Some of the BODY templates are highly relevant for customization, particularly the global ones. Virtually all customization can be done in LAYOUT and BODY templates, combined with the stylesheet. Examples of useful BODY templates are BODY-GLOBAL-HEADER (contains the LISTSERV 15.0 top banner), BODY-GLOBAL-TRAILER (contains the bottom banner) and BODY-GLOBAL-NAV-MAIN (contains the main navigation bar).

See Section 2.1 [Global Header Template](#), Section 2.2 [Global Trailer Template](#), and Section 3.8 [Global Navigation Templates](#) for more information on these templates.

1.6 Object Templates

The object templates, which begin with the prefix OBJECT-, can be either global or section-specific. They are advanced templates and contain components that allow users to interact with WA. Examples include checkboxes, pull-down menus, buttons, links, and table-rendering code. Many OBJECT templates contain advanced processing logic and conditions. OBJECT templates should not be edited for customization purposes.

1.7 Text Templates

The text templates, which begin with the prefix TEXT-, contain virtually all the text used throughout the Web interface. Unlike previous versions of LISTSERV where text was interspersed with the HTML code, LISTSERV 15.0 has separated all text from the design, allowing site administrators and list owners to translate pages in one place, without having to search for the text among HTML code. TEXT-GLOBAL contains text variables used throughout the Web interface. These variables include the text in the navigation bar, the list selector, error messages, and other common phrases and words. In addition, each section has its own section-specific text template, which contains only the text used by that section.

1.8 Help Templates

The help templates, which begin with the prefix HELP-, instruct WA which helptext to display for each section. They don't contain the text itself and should not be edited.

1.9 Helptext Templates

The helptext templates, which begin with the prefix HELPTEXT-, contain the actual text that is shown when the user clicks on the **Help** icon for a section/page, or for a specific field. Each section of the Web interface has its own helptext template. If customization or translation of helptext is desired, then these are the templates where it can be done.

Section 2 Useful Templates for Customization

Most customization involves changing certain sitewide elements to coincide with an organization's colors and graphical profile. With LISTSERV 15.0, this can be done by changing a small number of global templates. This section gives concrete examples of some of the more common customization tasks and the templates in which it can be done.

2.1 Global Header Template

The Global Header template (BODY-GLOBAL-HEADER) contains the LISTSERV 15.0 top banner. Many organizations like to maintain a uniform graphical profile and wish to customize their LISTSERV servers with their own top banners. The contents of this template can be replaced in its entirety with a custom banner. The one aspect to consider is that the banner also embeds a **Help** icon (+IM OBJECT-GLOBAL-HELP), which offers users access to section-specific help. Organizations who intend to replace the entire top banner should consider incorporating this icon into their own banners to continue providing users with the same option.



Note: The navigation bar is completely separate from the top banner, which means that customizing this template does not affect the functionality of the pull-down navigation menus.

2.2 Global Trailer Template

The Global Trailer template (BODY-GLOBAL-TRAILER) contains the bottom banner, which contains the name of the LISTSERV server and the icons for LISTSERV, CataList, and the integrated F-Secure Anti-Virus service, if available. As with BODY-GLOBAL-HEADER, the bottom banner can be replaced in its entirety with a custom bottom banner.

DEMOSERVER.LSOFT.COM



2.3 Global Help Header Template

The Global Help Header template (BODY-GLOBAL-HELP-TOP) contains the top banner for all section-specific help pages. This template can be edited to give all the help pages a custom look.



2.4 Global Stylesheet Template

All non-graphical HTML elements of the Web interface are controlled by one global stylesheet. This stylesheet (STYLESHEET-GLOBAL) can be fully customized to change fonts, colors, sizes, backgrounds, and so on.

Note: The font sizes can be controlled by each individual user through the **Preferences** section. In order to maintain this functionality, font size changes should be set using the FONTSIZE variables in SKIN instead.

2.5 Global Text Template

If an organization wants to translate all or parts of the Web interface into another language, then the best place to start is this template. The Global Text template (TEXT-GLOBAL) contains global text variables used throughout the Web interface. Each text variable is on its own line. Each line starts out with the name of the variable in uppercase letters followed by the text that is inserted every time the variable is called. The names of the variables should not be changed, only their values. Even if organizations do not intend to do translating work, this template contains two variables in particular that can be useful to customize. T-DEFAULTTITLE is the text that is inserted inside the <TITLE> tag on all pages and is displayed in the browser. T-DEFAULTDESC allows organizations to insert a description of the LISTSERV site. If defined, this description is shown on the server archive index page, right after the server name. This is a good place to describe your organization, any terms and conditions of the service, or display even contact information.


2.6 Body of Server Archive Index Template

The Body of Server Archive Index template (BODY-AI) controls the appearance of the server archive index, which also acts as the home page for the LISTSERV server.

Logged in as: xxxxxxxx@lsoft.com (Administrator - Owner - Moderator)

LISTSERV 15.0 ?

Server Administration ▾ List Management ▾ List Moderation Subscriber's Corner Email Lists Preferences Log Out

 **LISTSERV Archives**


DEMOSERVER.LSOFT.COM

Options: [Log Out](#) | [Change Password](#)
[Search Archives](#)

Resources: [About LISTSERV](#)
[LISTSERV Documentation](#)
[CataList Email List Search](#)

List Name	List Title
ANNOUNCEMENTS	Announcement list for those pesky announcements. (9 Subscribers)
ASA	This is the ASA List (3 Subscribers)
DISCUSSION	Open Discussion List (10 Subscribers)



Access Unlisted Archives: Submit

DEMOSERVER.LSOFT.COM 


2.7 Body of Archive Index Page Templates

These templates (BODY-A1 and BODY-A1-BOTTOM) control the appearance of the list archive index, which also acts as the home page for the list. This template can be customized for the entire site or on a list-by-list basis.

Logged in as: xxxxxxxx@lsoft.com (Administrator - Owner - Moderator)

 **LISTSERV 15.0** 

Server Administration ▾ List Management ▾ List Moderation Subscriber's Corner Email Lists Preferences Log Out

 **ANNOUNCEMENTS List**




DEMOSERVER.LSOFT.COM

Announcement list for those pesky announcements.
This is the list description for the announcement list. This is where you can type a little more about what the list is used for. It is for all types of announcements. Keep 'em coming.

Options: [Log Out](#) | [Change Password](#)
[Join or Leave ANNOUNCEMENTS](#)
[Post New Message](#)
[Search Archives](#)

ANNOUNCEMENTS Archives

- ◆ [August '06](#)

DEMOSERVER.LSOFT.COM

Section 3 Useful Templates for Advanced Customization

Most basic customization can be done using the templates described in [Section 2](#). For more advanced users, the following templates provide further possibilities. Solid knowledge of HTML and template processing directives is required for some of the more advanced customization tasks.

3.1 Global Layout Templates

The Global Layout templates (LAYOUT-GLOBAL, LAYOUT-GLOBAL-TOP, LAYOUT-GLOBAL-BOTTOM, and LAYOUT-GLOBAL-HELP) define how and where BODY template components are inserted. LAYOUT-GLOBAL provides a high-level structure for all sections of the Web interface. LAYOUT-GLOBAL-TOP and LAYOUT-GLOBAL-BOTTOM do the same for sections that are divided into a top and a bottom, where data is inserted after the top portion and before the bottom. LAYOUT-GLOBAL-HELP provides a high-level structure for the help pages. Editing the global LAYOUT templates can be useful if organizations want to remove sections of the Web interface altogether (for example, removing the bottom banner from being shown on any page), or if they want to rearrange the order in which the BODY components are inserted. LAYOUT templates are also useful if organizations want to add their own custom content blocks, such as additional banners, disclaimers, instructions, or contact information. If content is added into the global LAYOUT templates, then it will be inserted in the same place on every section of the Web interface.

LAYOUT-GLOBAL: Basic Order of Content Blocks

```
<html>
<head>
<title>&+T-DEFAULTTITLE; - &+BROWSER-TITLE; </title>
+IM &+STYLE; - Stylesheet (STYLESHEET-GLOBAL)
+IM &+JAVASCRIPT; - Javascript (JAVASCRIPT-GLOBAL)
</head>
<body>
+IM &+LOGGEDIN; - Login Info (BODY-GLOBAL-LOGGEDIN)
+IM &+HEADER; - Header (BODY-GLOBAL-HEADER)
+IM &+MENU; - Navigation Bar (BODY-GLOBAL-NAV-MAIN)
+IM &+PAGETITLE; - Page Title and Icon (BODY-GLOBAL-PAGETITLE)
+IM &+BODY-MESSAGE; - LISTSERV Status/Error Messages
+IM &+BODY-GLOBAL-LISTSELECTOR; - List Selector
+IM &+BODY-OPTIONS; - Checkboxes and Options
+IM &+BODY-TEMPLATE; - Main Content
+IM &+WTRAILER; - Trailer (BODY-GLOBAL-TRAILER)
+IM &+MENUBOTTOM; - Pull-Down Menus (BODY-GLOBAL-NAV-MAIN-BOTTOM)
</body>
</html>
```

3.2 Global Tabs and Global Body for Tabbed Pages Templates

These global BODY templates (BODY-GLOBAL-TAB and BODY-GLOBAL-TABBODY) determine the appearance of tabbed pages. The TAB template contains the HTML and logic for drawing the tabs themselves, while TABBODY contains the body below the tabs.

Note: The TAB template is particularly advanced because of the conditional logic for determining which tabs are active and how the surrounding tabs should be drawn based on where the active tab is located.



The screenshot displays a web interface for LISTSERV 15.0. At the top, it shows the user is logged in as 'xxxxxxxx@lsoft.com' with roles 'Administrator - Owner - Moderator'. The interface includes a navigation menu with options: 'Server Administration', 'List Management', 'List Moderation', 'Subscriber's Corner', 'Email Lists', 'Preferences', and 'Log Out'. The main content area is titled 'Sample Page' and features a tabbed interface. A single tab labeled 'BODY-GLOBAL-TAB' is visible, and below it is a large content area labeled 'BODY-GLOBAL-TABBODY'. The footer of the page shows the URL 'DEMOSERVER.LSOFT.COM' and several small icons.

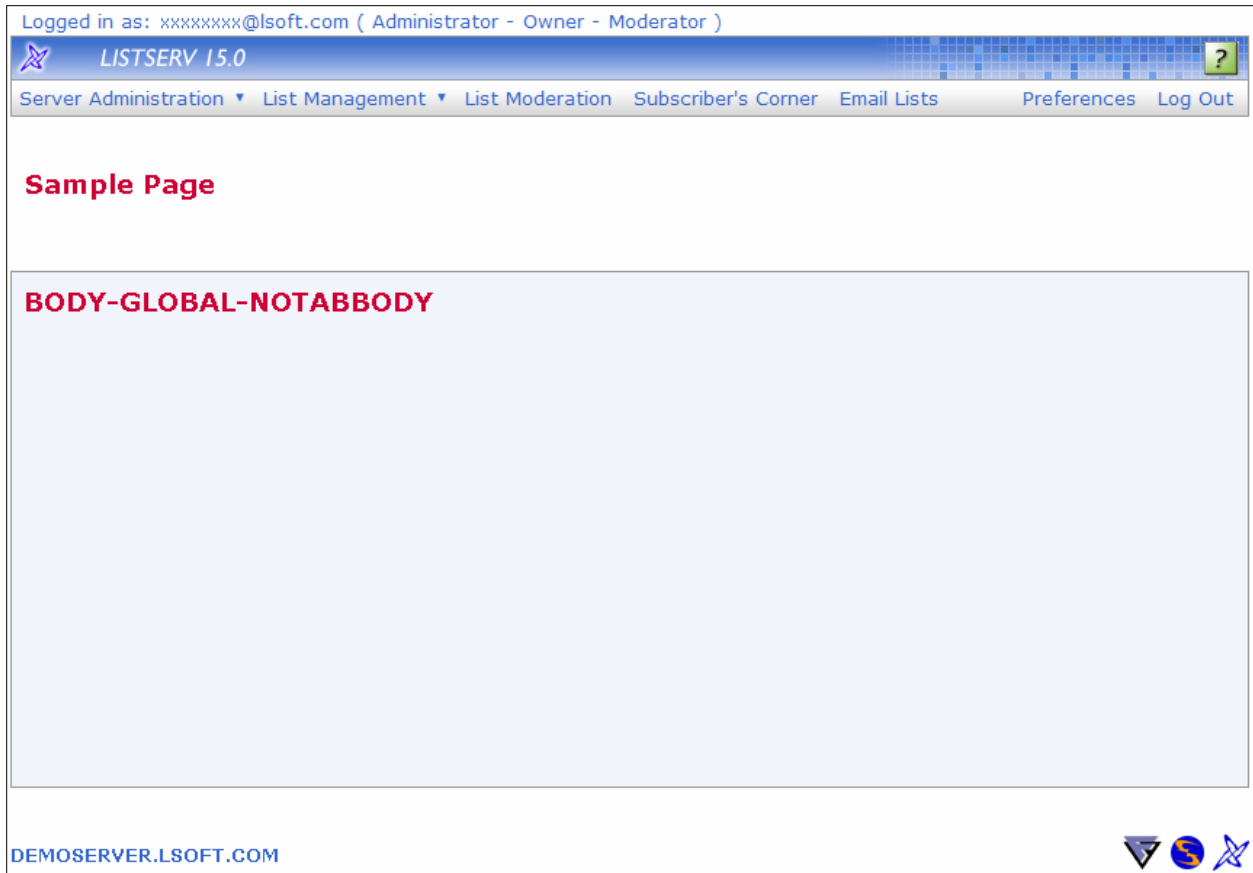
3.3 Global Steps and Global Body for Stepped Pages Templates

These global templates (BODY-GLOBAL-STEP and BODY-GLOBAL-STEPBODY) determine the appearance of pages with steps (currently only the List Creation section). As with tabbed pages, the STEP template contains the steps themselves, while STEPBODY contains the content area below the steps.

The screenshot displays the LISTSERV 15.0 web interface. At the top, it shows the user is logged in as 'xxxxxxxx@lsoft.com' with roles 'Administrator - Owner - Moderator'. The navigation menu includes 'Server Administration', 'List Management', 'List Moderation', 'Subscriber's Corner', 'Email Lists', 'Preferences', and 'Log Out'. The main content area is titled 'Sample Page' and contains a form labeled 'BODY-GLOBAL-STEP' with a 'Cancel' button and navigation buttons '<- Back' and 'Next ->'. Below the form is a large light blue area labeled 'BODY-GLOBAL-STEPBODY'. The footer shows 'DEMOSERVER.LSOFT.COM' and three icons: a triangle, a globe, and a star.

3.4 Global Body for Untabbed Pages and Global Body for Untabbed Pages (Divided) Templates

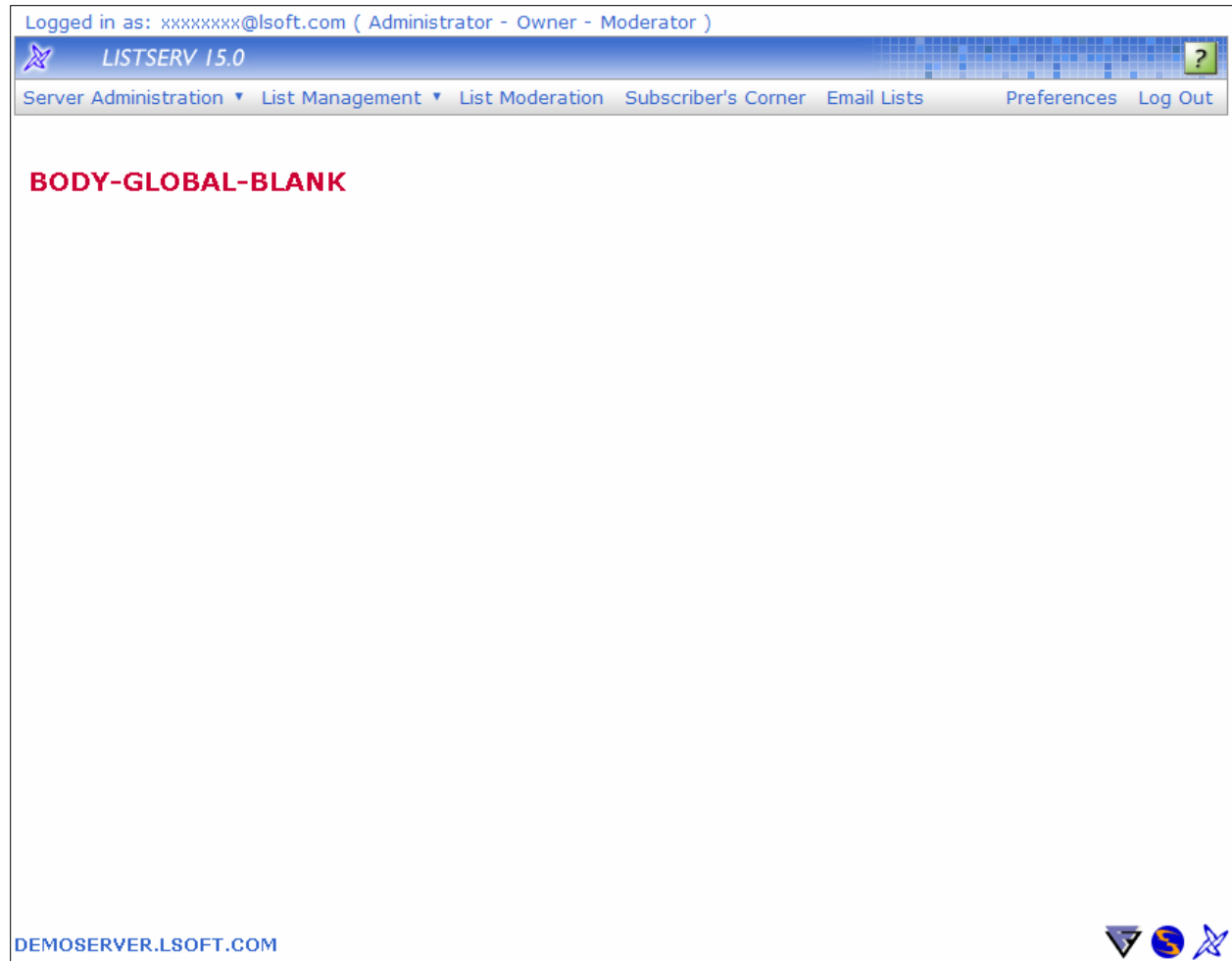
These global templates (BODY-GLOBAL-NOTABBODY and BODY-GLOBAL-NOTABBODY-UNENDED) determine the appearance of pages without tabs or steps, which is the majority of the Web interface. The UNENDED template is used by sections that contain a top and bottom, where data is inserted after the top portion and before bottom.



The screenshot displays a web interface for LISTSERV 15.0. At the top, a status bar indicates the user is logged in as 'xxxxxxxx@lsoft.com' with roles 'Administrator - Owner - Moderator'. Below this is a navigation menu with links for 'Server Administration', 'List Management', 'List Moderation', 'Subscriber's Corner', 'Email Lists', 'Preferences', and 'Log Out'. The main content area features a red heading 'Sample Page' followed by a large, light blue rectangular box labeled 'BODY-GLOBAL-NOTABBODY'. At the bottom left, the URL 'DEMOSERVER.LSOFT.COM' is visible, and at the bottom right, there are three small icons: a triangle, a globe, and a star.

3.5 Global Body for Blank Paged and Global Body for Blank Pages (Divided) Templates

These global templates (BODY-GLOBAL-BLANK and BODY-GLOBAL-BLANK-UNENDED) determine the appearance of pages that are not boxed or surrounded by any tables. The UNENDED template is used by sections that contain a top and bottom part.



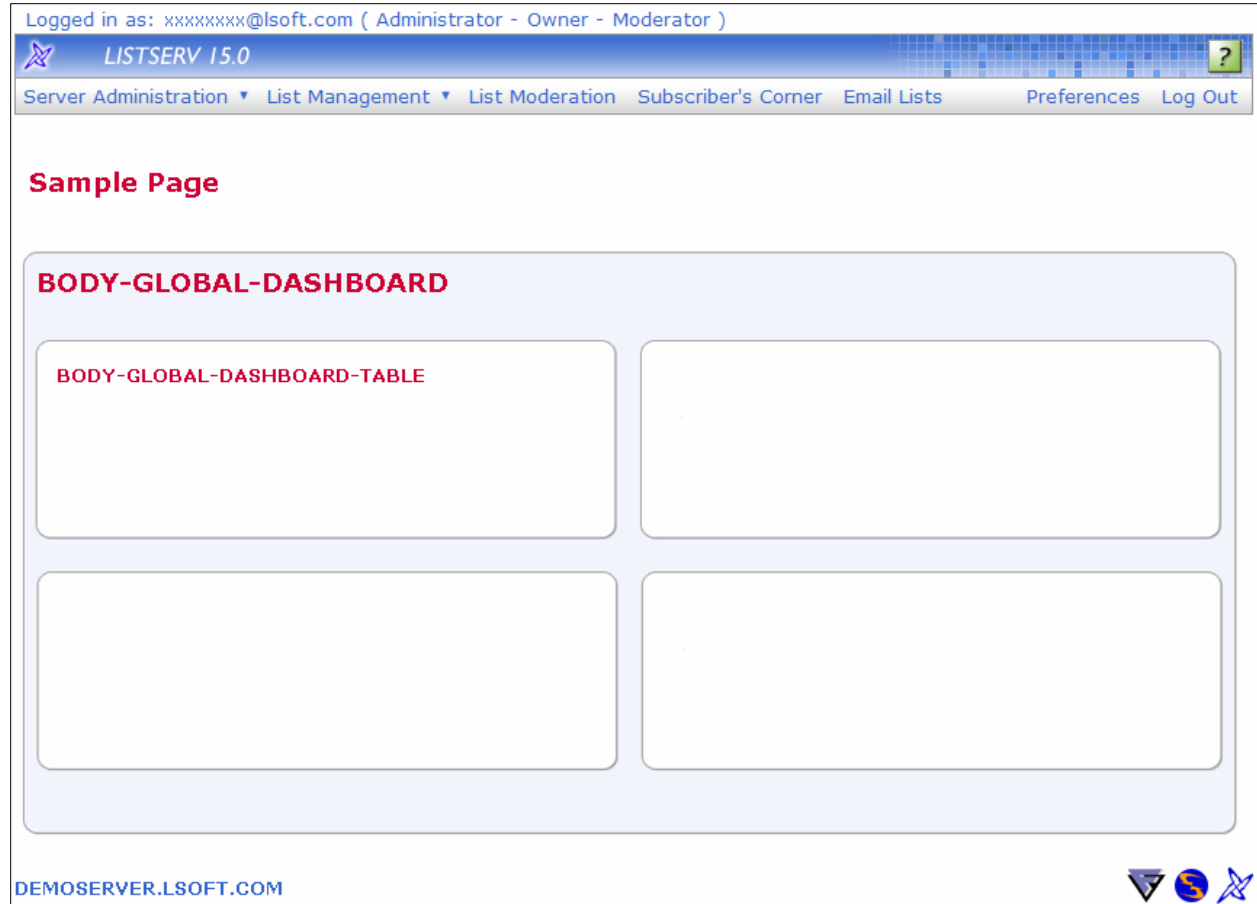
3.6 Global Body for Boxed Pages Template

This global template (BODY-GLOBAL-BOX) contains the design of boxed pages, which include the Register LISTSERV Password, Change Password, and Login screens.



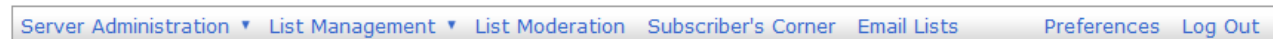
3.7 Global Tables for Dashboards Templates

These global templates contain the design for the Server Administrator and the List Owner dashboards. BODY-GLOBAL-DASHBOARD contains the outer table, while BODY-GLOBAL-DASHBOARD-TABLE contains the inner component tables.



3.8 Global Navigation Templates

The Global Navigation template (BODY-GLOBAL-NAV-MAIN) contains the top-level navigation bar.



Note: The actual pull-down menus are located in individual OBJECT-GLOBAL-NAV- templates and are embedded by the Global Navigation Pulldowns template (BODY-GLOBAL-NAV-MAIN-BOTTOM).

3.9 Global Login Information Template

This template (BODY-GLOBAL-LOGGEDIN) contains the part at the top of each page where the user's email address and privileges are spelled out.

Logged in as: xxxxxxxx@isoft.com (Administrator - Owner - Moderator)

3.10 Global Page Title Object Template

This template (BODY-GLOBAL-PAGETITLE) is inserted at the top of each page and displays the section header, any active list names, and the corresponding icon.



Server Administration Dashboard

This page intentionally left blank.
